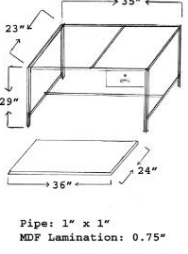
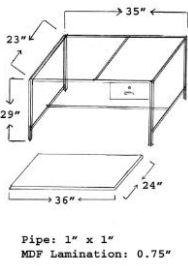
















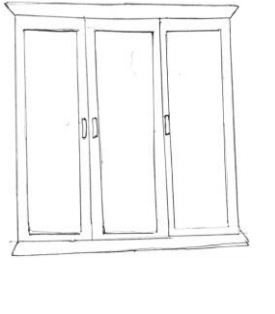
A. Furniture Items (Lot Wise)

Lot #	S.NO as per BOQs	Name of Item	Existing specification of Item	Revised/Updated specification of Items	Qty	Sample
Lot No. 1	1	Steel Bed	6'x3'; Structure made of circular MS Pipe 16 SWG, 1.25" dia. Standard Size. Approved design and colour.	Charpayee size: 6'x3'; Structure made of circular MS Pipe 16 SWG, 1.25" dia. 1.5" Plastic patti kintting of approved design and color.	200	As per Specification
	2	Study Table (steel frame)	3'x2'x2.5'; Structure made of MS conduit 18 SWG, 1"x1". Top and sides MDF Laminated sheet 0.75" with one drawer. Approved design and colour.	3'x2'x2.5'; Structure made of MS conduit 18 SWG, 1"x1". Top and sides MDF Laminated sheet 0.75", approved design and color. One drawer with imported channel best quality.	160	
	3	Study Table (wooden frame)	3'x2'x2.5'; A well seasoned and best quality lacquer polished Sheesham wood frame 1.5"x1.5". Top and sides MDF Laminated 0.75". Approved design and color.	3'x2'x2.5'; A well seasoned and best quality lacquer polished Sheesham wood frame 1.5"x1.5". Top and sides MDF Laminated sheet of approved color 0.75" Two drawers with imported channel best quality one drawer with locking arrangement.	30	
	4	Study Chairs (steel frame)	standard size, Structure made of MS conduit 18 SWG, 1"x1". High quality fabric of approved color covered foam seat and back.	standard size, Structure made of MS conduit 18 SWG, 1"x1" seat and back foam covered with high quality fabric (bannu) of approved color.	160	
	5	Study Chairs (for study room)	Sheesham wood frame and arm of standard size. High quality fabric of approved color covered foam seat include polishing.	Standard size sheesham wood frame and arm 2" seat foam and back (best quality) covered with high quality fabric (bannu) of approved color.	80	

6	Tea Table	Structure made with solid seasoned sheesham wood, with MDF lamination of approved color. Round edges covered with solid sheesham wood.	Size 3x2 Structure made with solid seasoned sheesham wood, with MDF laminated 0.75" of approved color. Round edges covered with solid sheesham wood.	35	
7	Dining Table (6 persons per table)	6'x3'; A well-seasoned and best quality lacquer polished Sheesham wood frame. Top made of sheesham veneer board Approved design and color.	6'x3'x2.5'; Four legs Size 2"x2" A well-seasoned and best quality lacquer polished Sheesham wood frame and legs. Top made of MDF laminated sheet soled 0.75", round edges with 1.5" sheesham wood. (Two support for top sheet)	30	As per Specification
8	Dining Chairs	standard size, Sheesham wood frame of standard size. High quality fabric covered foam seat include polishing.	standard size, Sheesham wood frame. High quality fabric covered (Bannu) foam seat include polishing. Leg size 2"x2" at top and proportionally thinner down wards.	190	
9	Sofa Chairs	standard size, Structure made of Hard Solid Sheesham Seasoned Wood. First quality of Foam in Seat and Back with rubber strips. Seat and Back Cushioned in approved color fabric.	standard size, Structure made of Hard Solid Sheesham Seasoned Wood. Best quality of Foam in Seat and Back with rubber strips. approved color fabric (Bannu).	245	

10	Office Table	5'x3'; A well seasoned and best quality lacquer polished Sheesham wood frame. Top and sides covered with MDF Lamination 0.75" with three drawers. Approved design and color.	5'x3'; A well seasoned and best quality lacquer polished Sheesham wood frame. Top and sides covered with MDF Lamination 0.75" with three drawers. Approved design and color. .	3	 
11	Sofa Set (3 seater)	Sofa 3-seater with inner structure made of partial wood, seat and back with best quality foam and approved color, wooden legs, polished.	Sofa 3-seater: Structure/frame made of sheesham with inner structure made of acacia and back best quality foam 4" with life time guarantee. Foam covered with high quality bannu fabric.	10	
12	Bed with Mattress	Size 6x3 Single bed; Structure made of Hard solid sheesham wood, polished. Best quality mattress.	Size 6'x3' single bed Structure made of Hard solid sheesham wood, polished. Best quality mattress of lifetime guarantee.	35	
13	Notice Board	4'x3'; A well seasoned and best quality lacquer polished Sheesham wood frame, Soft Board properly glass covered with approved color Blazer cloth, 4inch deep with 5mm glass shutter include best quality channel for sliding or 2 nos of doors and fixing/locking arrangement	4'x3'; A well seasoned and best quality lacquer polished Sheesham wood frame MDF 0.5" Inch Lasani, Soft Board properly glass covered with approved color Blazer cloth, 4inch deep with 5mm glass shutter include best quality channel for sliding or 2 no's of doors and fixing/locking arrangement.	8	
14	Centre Table Set	4'x2'x1.5'; Structure made with solid seasoned sheesham wood, with MDF lamination of approved color. Round edges covered with solid sheesham wood	4'x2'x1.5'; Structure made with solid seasoned sheesham wood, with MDF lamination of approved color. Round edges covered with solid sheesham wood	8	As per Specification

15	Table (Computer)	3'x2'x2.5'; Top and sides made of MDF laminated sheet 0.75", edges covered with solid sheesham wood. Lockable CPU box made of MDF laminated sheet with trays for keyboard and mouse (imported channel).	3'x2'x2.5'; Top and sides made of MDF laminated sheet 0.75", edges covered with solid sheesham wood. Locked CPU box made of MDF laminated sheet with trays for keyboard and mouse (imported channel).	100	
16	Chairs (for computer)	Structure metal made frame include painting five casters leatherette seat and back cushion of first quality foam with arm rest and low back imported adjustable lumber/jack with approved best quality, shape and color.	Structure Upper portion local made and Wheel/Cylinder made in Taiwan, Malaysia or Korea.	100	
17	Office Chair	Structure made of hard solid Seasoned wood of Sheesham with arm rest. High back revolving chair with high quality foam and leather or cloth cushioned, as per cloth approval. Adjustable hydraulic base with spider frame having best quality of caster wheel. Polishing (approved color) NC Lacquer.	Structure made of hard solid Seasoned wood of Sheesham with arm rest. High back revolving chair with high quality foam and cloth cushioned (Bannu), Adjustable hydraulic base with spider frame having best quality of caster wheel. Polishing (approved color) NC Lacquer. Imported wheel/cylinder, made in Taiwan, Malaysia or Korea.	3	
18	Side table for books	3'x3'x1.5'; MDF laminated sheet of approved color and quality.	3'x1.5'x2.5' Structure made of hard solid seasoned sheets with three drawers (lockable) with imported channel Two shelves for books. MDF laminated sheet 0.75 of approved color and quality.	75	As per Specification

19	Sofa set complete (3+2+1+1 Seater)	Sofa set 7 seater (3+2+1+1) with inner structure made of partal wood, seat and back with best quality foam and approved color, wooden legs, polished.	Sofa set 7 seater (3+2+1+1) structure made of sheesham wood, seat and back with best quality foam (Life time Guarantee) leather poshing of approved color.	1	
20	Wooden Office Almira	72"x48"x16"; Structure made of best quality solid hard seasoned wood. Sides Covered with Lamination. Almira two doors with racks or hanging. Polishing (approved color) NC Lacquer.	72"x48"x18"; Sturcture made of best quality solid hard seasoned wood. Sides Covered with MDF Lamination0.75. Almira Three doors with two draws below door. Polishing (approved color) NC Lacquer.	135	
21	Meeting Table with twenty (20)-Chairs	Structure/Frame made of Hard Solid Sheesham Seasoned Wood. Sides and Top Covered with MDF Lamination of approved Colour. Provision of ports (multimedia, power, usb, mic) on top sheet. Round edges covered with solid sheesham wood. Chairs: wooden	Structure/Frame made of Hard Solid Sheesham Seasoned Wood. Sides and Top Covered with MDF Lamination of approved Colour. Provision of ports (multimedia, power, usb, mic) on top sheet. Round edges covered with solid sheesham wood.	1	As per Specification

B. Fixtures (Items Wise)

S.No	Item	Existing specification	Revised/updated specification	Qty	Samples
1	LED TV 40"	System of Analog TV (VIDEO/AUDIO): PAL/SECAM/NTSC LCD/LED/DLED: D-LED Active Screen Area: 55 Aspect Ratio: 16:9 Resolution:3840*2160Brightness(cd/m2):280 Response time(ms):6msType: D-LED complete in all respect.	System of Analog TV (VIDEO/AUDIO): PAL/SECAM/NTSC LCD/LED/DLED: D-LED Active Screen Area: 55 Aspect Ratio: 16:9 Resolution:3840*2160Brightness(cd/m2):280 Response time(ms):6msType: Original Samsung, Sony, LG or etc. D-LED complete in all respect.	3	As per Specification
2	Deep Freezer	High Quality Compressor <ul style="list-style-type: none"> • Good for Making Solid Ice • Comfortable Door Hinge • Super Cooling Capacity • Super Cooling Retention • Super-Fast Cooling • Innovation in Product Design • Outstanding Performance • Size: 22 Cu. Ft • Hygienic Embossed Aluminium Interior • Rust Proof Electro Static Powder Painted Outer Cabinet • High Performance and Well Balanced Fan Cooled • Environment Friendly CFC Free Product 	High Quality Compressor <ul style="list-style-type: none"> • Good for Making Solid Ice • Comfortable Door Hinge • Super Cooling Capacity • Super Cooling Retention • Super-Fast Cooling • Innovation in Product Design • Outstanding Performance • Size: 18 or 22 CU.ft. Hygienic Embossed Aluminium Interior • Rust Proof Electro Static Powder Painted Outer Cabinet • High Performance and Well Balanced Fan Cooled • Environment Friendly CFC Free Product 	3	As per Specification
3	Electric Water Cooler (branded)	Cabinet Made of stainless steel sheets. Drain pot made of hard plastic or GI sheet. Back panel easily removable for cleaning and servicing. top cover of Stainless steel.Refrigeration System Fitted with world-renowned, high-starting torque, High-temperature compressors(Panasonic compressor or Eq). Condenser and fan are slightly oversized to ensure efficient working in	Cabinet Made of stainless steel sheets. Drain pot made of hard plastic or GI sheet. Back panel easily removable for cleaning and servicing. top cover of Stainless steel.Refrigeration System Fitted with world-renowned, high-starting torque, High-temperature compressors(Panasonic compressor or Eq). Condenser and fan are slightly oversized to ensure	14	

		high temperatures. Copper cooling coil metal bonded to outside of water tank. The whole system hermetically sealed with R-134 as a refrigerant. Water System All copper, brass, stainless steel water system. Water tank made of stainless steel. Insulation Moisture proof and highly effective polystyrene insulation. Thermostat High-quality water temperature control thermostat, adjustable from 9C to 15C (48F to 60F) Voltage Rating Twin pilot lights to indicate power supply and compressor operation. Water Filtration A 3-stage Water Filter purifying	efficient working in high temperatures. Copper cooling coil metal bonded to outside of water tank. The whole system hermetically sealed with R-134 as a refrigerant. Water System All copper, brass, stainless steel water system. Water tank made of stainless steel. Insulation Moisture proof and highly effective polystyrene insulation. Thermostat High-quality water temperature control thermostat, adjustable from 9C to 15C (48F to 60F) Voltage Rating Twin pilot lights to indicate power supply and compressor operation. Water Filtration A 3-stage Water Filter purifying 8-65 6-35		As per Specification
4	Geyser	QC approved Brass Safety Valve, Gray iron casted thermal efficient Burner, imported best quality guaranteed Thermostat, work both Gas 55 Galon tank Capacity, complete in all respect (Singer, Super Asia, NasGas or Eq).	QC approved Brass Safety Valve, Gray iron casted thermal efficient Burner, imported best quality guaranteed Thermostat, work both Gas 55 Gallon tank Capacity, complete in all respect (Singer, Super Asia, NasGas or Eq). Only Gas	15	As per Specification
5	LED TV 65"	System of Analog TV (VIDEO/AUDIO): PAL/SECAM/NTSC LCD/LED/DLED: D-LED Active Screen Area: 55 Aspect Ratio: 16:9 Resolution: 3840*2160 Brightness (cd/m2): 280 Response time (ms): 6ms Type: D-LED complete in all respect.	System of Analog TV (VIDEO/AUDIO): PAL/SECAM/NTSC LCD/LED/DLED: D-LED Active Screen Area: 55 Aspect Ratio: 16:9 Resolution: 3840*2160 Brightness (cd/m2): 280 Response time (ms): 6ms Type: D-LED complete in all respect.	2	As per Specification
6	Refrigerator	Inverter technology saves 40% energy, IR technology for health & hygiene, No need of stabilizer, Capacity Full Size	Inverter technology saves 40% energy, IR technology for health & hygiene, No need of stabilizer, Capacity Full Size Jumbo 01, Full 02	3	As per Specification

7	AC (2.0 ton)	Wall mounted Split type Air conditioner Inverter 2400 BTU,Both Function Hot & Cool, with all accessories i/c installation ,testing, commissioning etc,Mitsubishi, Gree, Orient or Equivelent	Wall mounted Split type Air conditioner Inverter 2400 BTU,Both Function Hot & Cool, with all accessories i/c installation ,testing, commissioning etc,Mitsubishi, Gree, Orient or Eq Inverter	8	As per Specification
8	AC (1.0 ton)	Wall mounted Split type Air conditioner Inverter 1200 BTU, Both Function Hot & Cool, with all accessories i/c installation ,testing, commissioning etc, Mitsubishi, Gree, Orient or Equivalent	Wall mounted Split type Air conditioner Inverter 1200 BTU, Both Function Hot & Cool, with all accessories i/c installation ,testing, commissioning etc., Mitsubishi, Gree, Orient or Equivalent Inverter	5	As per Specification

Note: The purchase of Furniture and Crockery items will be lot basis, wherein the purchase of Fixture which is mentioned as Lot No. 2 in the tender documents will be unit wise.